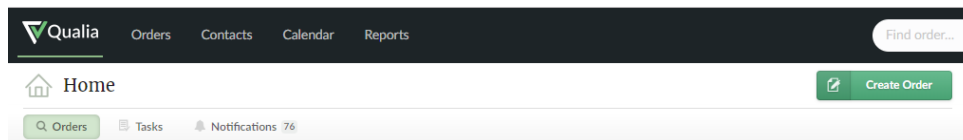




[TitleWave Integration with Qualia](#)

Technical Support for TitleWave: TitleWaveSupport@fnf.com

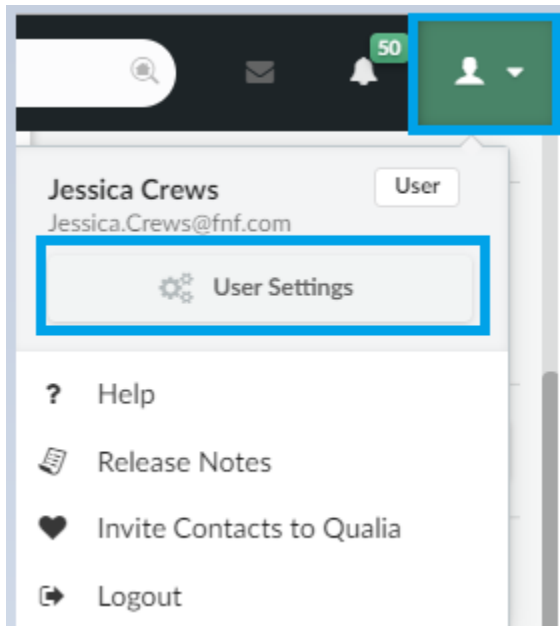
Qualia Support: Support@Qualia.com



Managing a TitleWave Transaction in Qualia


SET UP:

- Access the User Settings to add your email address that is associated with your TitleWave Account.



Your Account

- Click on Credentials on the left-hand side of the screen.
- Click to Add New Integration and choose TitleWave. (If TitleWave does not appear.)



The screenshot displays the Qualia user interface. At the top, a dark navigation bar contains the Qualia logo and menu items: Orders, Contacts, Calendar, and Reports. A left-hand sidebar lists various settings categories: USER SETTINGS, EMAIL, REPORTS, and PREFERENCES. Under USER SETTINGS, the 'Credentials' option is highlighted with a blue box. The main content area is titled 'Account Credentials' and features a 'User Credentials' section. This section contains two large, dark blue buttons. The first button, labeled 'Add New Integration', has a white plus sign icon. The second button, labeled 'TitleWave', features the TitleWave logo and a green checkmark icon, and is also highlighted with a blue box.

- You will be presented with a screen to Login. Enter in your email address as the UserName. This email address will need to be associated with your TitleWave Account. Click Login once entered.

TitleWave
Real Estate Solutions

Please log in with your TitleWave credentials.

Please login with your agent credentials. These will be used instead of global credentials when applicable.

USERNAME

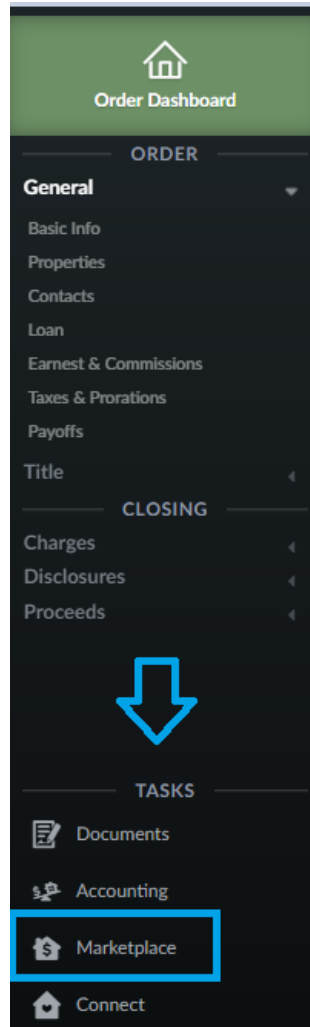
Username...

Login or Register

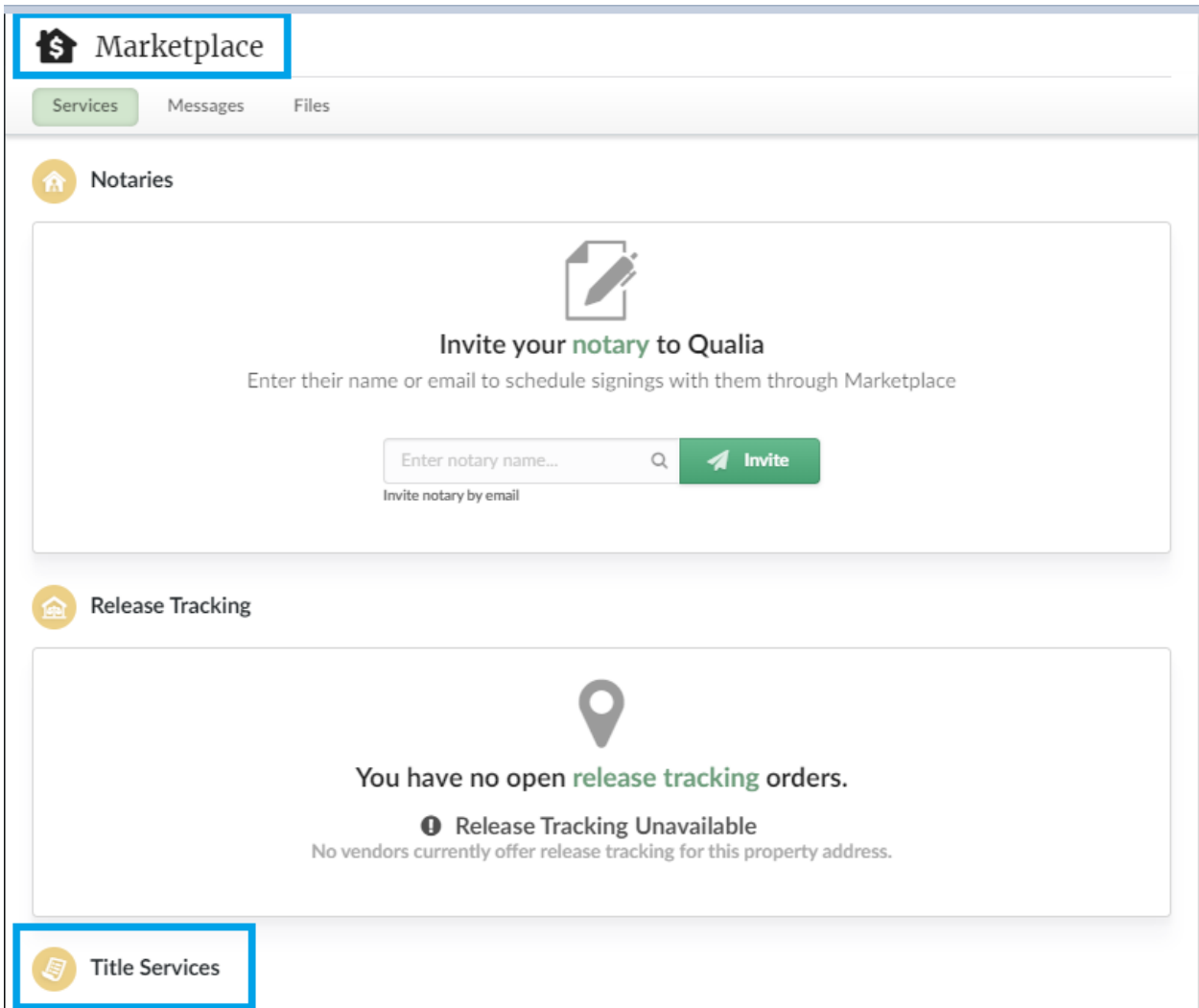
Having Trouble Logging In?
Contact TitleWave's support directly at 1-866-472-4845 or by email at TitleWaveSupport@fnf.com

How to Submit a Transaction:

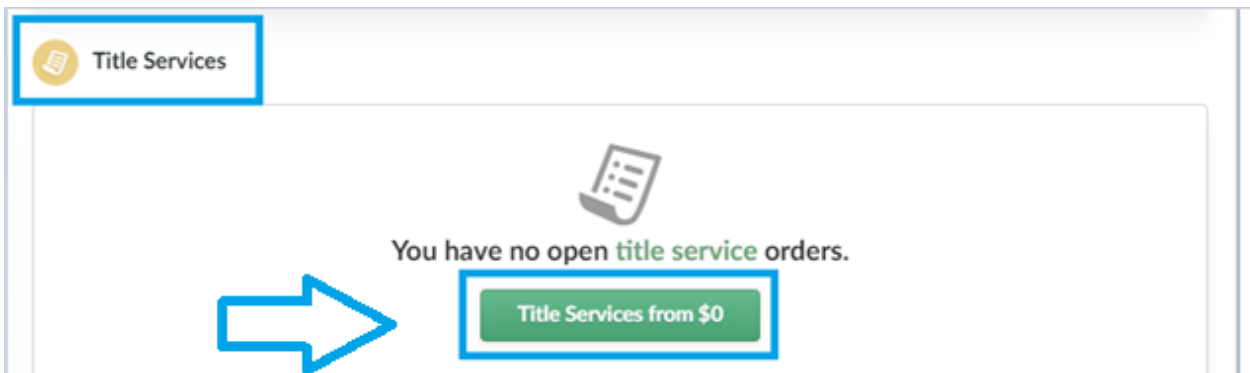
- After you have created your order within Qualia, Access MarketPlace under TASK on the left-hand side of your screen.



- Upon accessing MarketPlace, locate Title Services.



- Click on Title Services button in green.



- Fill in the Required Fields below from left to right, top to bottom. After the required information is completed, the Confirm & Preview Order button will enable.

Add Vendor Requested Data for TitleWave

The vendor requests additional data for the completion of this product. Enter the specified information below to send it with your order.

Required Fields

TITLEWAVE USER Jessica.Crews@fnf.com	COUNTY/CITY Duval
COMPANY Abstract Thought ZZZ (Demo Company)	UNDERWRITER Fidelity National Title Insurance Company
ORDER TYPE Residential Buy/Sell	PRODUCT TYPE Title Search Report

Product Details

Access to TitleWave products that are integrated with Qualla. Select your product and TitleWave will fulfill the order directly through Marketplace in accordance with the published SLAs for the appropriate production center. Contact your local TitleWave Production center for details. Product data is imported directly into your Qualla order.

Deliverables (Automatically pulls to Qualla)

- Document PDF

Payment Terms: Final invoices and payment will be processed by TitleWave

Confirm & Preview Order >

- After you click on the Confirm & Preview Order button, you will want to confirm and preview the data.
- Here you can attach documents and send a Note to TitleWave if needed.
- After you've verified the info is correct and added Documents or Notes, Click to Place Your Order.

Confirm Order for TitleWave from TitleWave

Customize Your Order

PREFERRED POINT OF CONTACT
Jessica Crews

Data Sent to Vendor

BUYERS Jane Doe and John Doe	SELLERS Sam Seller	LOAN AMOUNT \$185,000.00
ADDRESS 600 Riverside Avenue Jacksonville, 32204	COUNTY Duval	PARCEL IDS Not set

Attached Documents Upload New File

No files attached.

Note to Vendor (Optional)

Enter note...

Product Details

Access to TitleWave products that are integrated with Qualia. Select your product and TitleWave will fulfill the order directly through Marketplace in accordance with the published SLAs for the appropriate production center. Contact your local TitleWave Production center for details. Product data is imported directly into your Qualia order.

Deliverables

(Automatically pulls to Qualia)

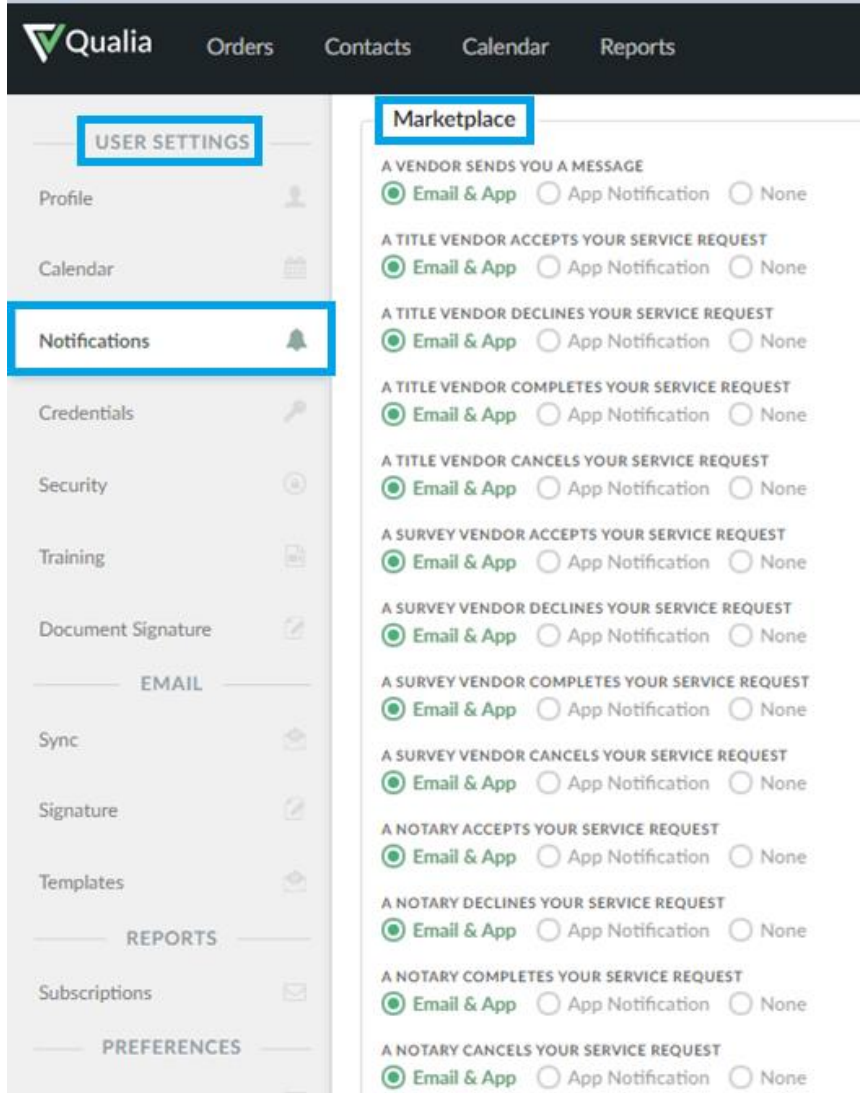
- Document PDF

Payment Terms: Final invoices and payment will be processed by TitleWave

TitleWave	\$0.00
Order Total	\$0.00

Place Your Order


- Depending how your notifications are set up in Qualia under USER SETTINGS will determine if you receive an email and app notification, app notification or none.



- Once the order has been submitted successfully, you will receive this message at the top of your screen under Status.

Your TitleWave Order (#WAV-2018-55) from TitleWave

Status Messages 1

 **Order Submitted Successfully!**

Your Order

TitleWave User Jessica.Crews@fnf.com	County Duval	Company Abstract Thought ZZZ (Demo Company)
Underwriter Fidelity National Title Insurance Company	Order Type Residential Buy/Sell	Product Type Title Search Report
Vendor TitleWave API TEST	Ordered Dec. 4th at 3:16 PM (EST)	Ordered by ● Jessica Crews

- Clicking on Messages will provide you with the TitleWave Order Number, shows the Status and allows you to add additional Notes or Documents after the order has been submitted.

Your TitleWave Order (#WAV-2018-55) from TitleWave

Your TitleWave Order (#WAV-2018-55) from TitleWave API TEST Order Status **In Progress**

Status Messages 1

TitleWaveSystem Dec. 4th at 3:17 PM
TitleWave Order Number 5916601 created successfully. Your order is being processed. Thank you.

Send Message Upload New File

Send Message



- Once the Order has been completed in TitleWave you will access Marketplace in Qualia. The Status will change from OPEN to SUBMITTED.

Order 2018-151

Marketplace

Services Messages Files

Notaries

Invite your notary to Qualia

Enter their name or email to schedule signings with them through Marketplace

Enter notary name...

Invite notary by email

Title Services Title from \$0

Status	Marketplace Order #	Vendor	Product	Price	Placed	Completed
Submitted	WAV-2018-54	TitleWave API TEST	TitleWave		Dec. 4th at 11:47 AM	

Release Tracking

- Click on the information displayed under Title Services

Title Services Title from \$0

Status	Marketplace Order #	Vendor	Product	Price	Placed	Completed
Submitted	WAV-2018-54	TitleWave API TEST	TitleWave		Dec. 4th at 11:47 AM	

- The Ready to Review Order screen will open and allow you to review the data. Click to Add Data. *NOTE: The Data will be automatically accepted after 14 days.*

Ready to Review Order (#WAV-2018-60) from TitleWave API TEST

Review Messages

Title Search Documents

Search Completion Date: 12/03/2018 at 3:00 AM | Title Documents: Sent As Message Attachments

TitleWave Order Details

Company: Abstract Thought TE. ZZZ (TitleExpress) | Underwriter: Chicago Title Insurance Company

Order Type: Residential Buy/Sell | Product Type: Title Search Report

Vesting Deed

Legal Description

LEGAL

~!@#\$\$%^&*()_+|[":?><°=-\|'"/,.

About This Order

Please contact the TitleWave Production Center for questions about this order.

Payment Terms: Final invoices and payment will be processed by TitleWave

This order will be automatically accepted and imported into Qualia on 12/21/2018 at 7:50 pm
 ✓ Add Data

- Support and other TitleWave Docs will be saved to the Qualia file under Documents.

Order 2018-143

ORDER

General

Basic Info

Properties

Contacts

Loan

Earnest & Commissions

Taxes & Prorations

Payoffs

Title

CLOSING

Charges

Disclosures

Proceeds

TASKS

Documents

Documents

All Documents

Generate Scan Upload

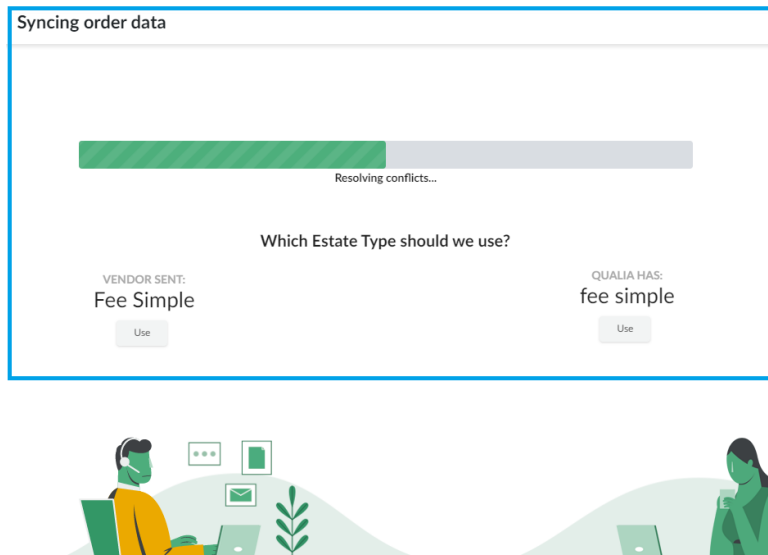
Grouping documents by Package

Search...

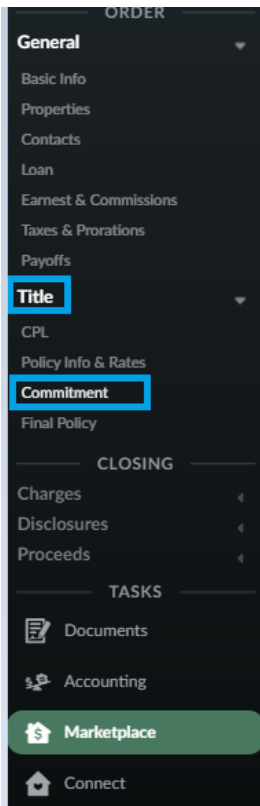
- Open Order - Purchase
- Open Order - Refinance

NAME	TYPE	MODIFIED	
Title Documents		Nov 28th, 12:51 PM	<input type="checkbox"/>
Vendor Invoices and Receipts		Nov 28th, 12:51 PM	<input type="checkbox"/>
Draft Title Commitment	Draft	Nov 29th, 2:11 PM	<input type="checkbox"/>

- Adding Data will take you through a series of data fields to Sync and you will choose to either to accept the Data from TitleWave or use what Qualia has.



- Access the Title link, Click on Commitment. You will select an Underwriter and can make edits as to your commitment in your Qualia file.



Commitment

UNDERWRITER: Fidelity

FIDELITY
NATIONAL TITLE COMPANY

Schedule A Requirements (B1) Exceptions (B2)

Commitment Info

COMMITMENT TYPE: Commitment
COMMITMENT NUMBER: 2018-151
COMMITMENT REVISION NUMBER:

Terms

COMMITMENT EFFECTIVE DATE: 12/03/2018
COMMITMENT EFFECTIVE TIME: 03:00 PM
COMMITMENT TERMINATION PERIOD: expires in 180 days

Chain of Title

GRANTOR: [Empty field]
DATE OF DEED: [Empty field]
RECORDED DATE: [Empty field]

GRANTEE: Sal Seller
BOOK: [Empty field]
PAGE: [Empty field]

INSTRUMENT #: [Empty field]
CERT. OF TITLE #: [Empty field]
DOCUMENT #: [Empty field]

Title Info

Legal description has been moved to the Properties page